































## Key Stage 1 Music Vocabulary

<p><b>Pulse</b>  <i>The heartbeat or steady beat of a song/piece of music. This is what we tap our feet to!</i>            1,2,3,4.</p>	<p><b>Rhythm</b>  <i>A sequence of <b>long</b> and <b>short</b> sounds to make patterns.</i></p>																								
<p><b>Pitch</b>  <i>How high or low the sound is.</i>            Getting higher – going up            Getting lower – going down            Steps. Jumps. Slides.</p>	<p><b>Dynamics</b>  <i>How loud or quiet the sound is.</i>            Loud. Getting louder.            Quiet. Getting quieter.</p>																								
<p><b>Tempo</b>  <i>The speed of the music.</i>            Fast. Getting faster.            Slow. Getting slower.            In between.</p>	<p><b>Timbre</b>  <i>Words to describe the sound of a note or instrument.</i>            Light. Heavy. Bright. Dull. Sharp.            Smooth. Warm. Cold. Chiming.            Scratching. Scraping. Rattling.            Tinkling.</p>																								
<p><b>Structure</b>  <i>The different parts of a piece of music and the order it is played in.</i>            Introduction. Verse. Chorus, Outro.</p>	<p><b>Texture</b>  <i>How many layers of sound there are.</i>            Solo. Duet. Ensemble.            Thick – many.            Thin. -few or one.</p>																								
<p><b>Duration</b>  <i>How long each note lasts.</i>            Long. Short. Rest.</p> <table border="1" data-bbox="220 1518 560 1765"> <thead> <tr> <th>Sign</th> <th>Name</th> <th>Length</th> <th>Rest</th> </tr> </thead> <tbody> <tr> <td></td> <td>Semibreve</td> <td>4 beats</td> <td></td> </tr> <tr> <td></td> <td>Minim</td> <td>2 beats</td> <td></td> </tr> <tr> <td></td> <td>Crotchet</td> <td>1 beat</td> <td></td> </tr> <tr> <td></td> <td>Quaver</td> <td>1/2 beat</td> <td></td> </tr> <tr> <td></td> <td>Semiquaver</td> <td>1/4 beat</td> <td></td> </tr> </tbody> </table>	Sign	Name	Length	Rest		Semibreve	4 beats			Minim	2 beats			Crotchet	1 beat			Quaver	1/2 beat			Semiquaver	1/4 beat		<p><b>Notation</b>  <i>Symbols for sounds or musical notes or rests. You can put notes on or between the lines to show what pitch to play and how long to play for. The notes have letter names. C D E F G A B</i></p> 
Sign	Name	Length	Rest																						
	Semibreve	4 beats																							
	Minim	2 beats																							
	Crotchet	1 beat																							
	Quaver	1/2 beat																							
	Semiquaver	1/4 beat	