































Year 3 and 4 Music Vocabulary

<p>Pulse The heartbeat or steady beat of a song/piece of music. This is what we tap our feet to! 1,2,3,4.</p>	<p>Rhythm A sequence of long and short sounds to make patterns. The rhythm fits to the steady beat. Long. Short. Rest.</p>																								
<p>Pitch How high or low the sound is. Links to notation. Melody. Tune. Getting higher – going up Getting lower – going down Steps. Jumps. Slides. Ostinato – a short repeated pattern Pentatonic scale - A fixed five note pattern like the five black notes on a piano or the white notes. CDEGA.</p>	<p>Dynamics How loud or quiet the sound is. Loud. Forte. Getting louder. Crescendo Quiet. Piano. Getting quieter. Diminuendo.</p>																								
<p>Tempo The speed of the music. Fast. Getting faster. Slow. Getting slower. Moderate.</p>	<p>Timbre Words to describe the quality of the sound of a note or instrument. Different instruments playing the same note will make a different sound. Light. Heavy. Bright. Dull. Sharp. Smooth. Warm. Cold. Chiming. Scratching. Scraping. Rattling. Tinkling. How you play an instrument can change the timbre e.g. pluck, bow, strum. Your voice has its own timbre.</p>																								
<p>Structure How the sections of a song are ordered to make the whole piece. Introduction. Verse. Chorus, Outro.</p>	<p>Texture How many layers of sound there are. Solo. Duet. Ensemble. Thick – many. Thin. -few or one.</p>																								
<p>Duration The length of time a note is played for. Links to notation and rhythm. Long. Longer. Sustained. Short. Shorter. Staccato.</p>	<p>Notation symbols for sounds or musical notes. These note symbols show how long to play each note for (duration). These notes show you how to play the rhythm.</p> <table border="1" style="margin-left: auto; margin-right: auto;"> <thead> <tr> <th>Sign</th> <th>Name</th> <th>Length</th> <th>Rest</th> </tr> </thead> <tbody> <tr> <td></td> <td>Sembibreve</td> <td>4 beats</td> <td></td> </tr> <tr> <td></td> <td>Minim</td> <td>2 beats</td> <td></td> </tr> <tr> <td></td> <td>Crotchet</td> <td>1 beat</td> <td></td> </tr> <tr> <td></td> <td>Quaver</td> <td>1/2 beat</td> <td></td> </tr> <tr> <td></td> <td>Semiquaver</td> <td>1/4 beat</td> <td></td> </tr> </tbody> </table>	Sign	Name	Length	Rest		Sembibreve	4 beats			Minim	2 beats			Crotchet	1 beat			Quaver	1/2 beat			Semiquaver	1/4 beat	
Sign	Name	Length	Rest																						
	Sembibreve	4 beats																							
	Minim	2 beats																							
	Crotchet	1 beat																							
	Quaver	1/2 beat																							
	Semiquaver	1/4 beat																							
<p>Hook - a short catchy phrase or riff that we can't stop singing – the bit that hooks us in! Riff - A short repeated phrase, often played on a lead instrument such as guitar, piano or saxophone</p>	<p>The notes sit on the lines and spaces of 5 lines called a stave. They show you the pitch of each note.</p> 