































## Year 5 and 6 Music Vocabulary

<p><b>Pulse</b>  <i>The heartbeat or steady beat of a song/piece of music. This is what we tap our feet to!</i>            1,2,3,4.            Time signature.</p>	<p><b>Rhythm</b>  <i>A sequence of long and short sounds to make patterns. The rhythm fits to the steady beat.</i>  <i>Long. Short. Rest.</i>  <i>Ostinato rhythm – a short repeated pattern of rhythm.</i></p>																								
<p><b>Pitch</b>  <i>How high or low the sound is. Links to notation.</i>  <i>Melody. Tune.</i>            Getting higher – going up            Getting lower – going down            Steps. Jumps. Slides.            Ostinato – a short repeated pattern            Pentatonic scale - A fixed five note pattern like the five black notes on a piano or the white notes CDEGA.  <i>Unison. Harmony. Chord.</i></p>	<p><b>Dynamics</b>  <i>How loud or quiet the sound is.</i>            Loud. Forte.            Getting louder. Crescendo            Quiet. Piano.            Getting quieter. Diminuendo.</p>																								
<p><b>Tempo</b>  <i>The speed of the music.</i>            Fast. Allegro. Getting faster.            Slow. Largo. Getting slower.            Moderate. Moderato.</p>	<p><b>Timbre</b>  <i>Words to describe the quality of the sound of a note or instrument. Different instruments playing the same note will make a different sound.</i>  <i>Light. Heavy. Bright. Dull. Sharp. Smooth. Warm. Cold. Chiming. Scratching. Scraping. Rattling. Tinkling.</i>  <i>How you play an instrument can change the timbre e.g. pluck, bow, strum, blow, strike.</i>  <i>Your voice has its own timbre.</i></p>																								
<p><b>Structure</b>  <i>How the sections of a song are ordered to make the whole piece.</i>            Introduction. Verse. Chorus, Bridge. Middle 8.            Outro.            Sections. Round.</p>	<p><b>Texture</b>  <i>How many layers of sound there are.</i>            Solo. Duet. Ensemble.            Thick – many.            Thin – few or one.</p>																								
<p><b>Duration.</b>  <i>How long each note lasts. Links to notation and rhythm.</i>            Long. Longer. Sustained.            Short. Shorter. Staccato.</p>	<p><b>Notation</b>  <i>symbols for sounds or musical notes. These note symbols show how long to play each note for (duration).</i></p> <table border="1" style="margin-left: auto; margin-right: auto;"> <thead> <tr> <th>Sign</th> <th>Name</th> <th>Length</th> <th>Rest</th> </tr> </thead> <tbody> <tr> <td></td> <td>Semibreve</td> <td>4 beats</td> <td></td> </tr> <tr> <td></td> <td>Minim</td> <td>2 beats</td> <td></td> </tr> <tr> <td></td> <td>Crotchet</td> <td>1 beat</td> <td></td> </tr> <tr> <td></td> <td>Quaver</td> <td>1/2 beat</td> <td></td> </tr> <tr> <td></td> <td>Semi-quaver</td> <td>1/4 beat</td> <td></td> </tr> </tbody> </table> <p><i>These notes show you how to play the rhythm.</i></p>	Sign	Name	Length	Rest		Semibreve	4 beats			Minim	2 beats			Crotchet	1 beat			Quaver	1/2 beat			Semi-quaver	1/4 beat	
Sign	Name	Length	Rest																						
	Semibreve	4 beats																							
	Minim	2 beats																							
	Crotchet	1 beat																							
	Quaver	1/2 beat																							
	Semi-quaver	1/4 beat																							
<p><b>Hook</b> - a short catchy phrase or riff that we can't stop singing – the bit that hooks us in!  <b>Riff</b> - A short repeated phrase, often played on a lead instrument such as guitar, piano or saxophone.</p>	<p><i>The notes sit on the lines and spaces of 5 lines called a <b>stave</b>. They show you the <b>pitch</b> of each note.</i></p> 