


Bewerley Park Centre










'Outdoor Education - What is it all about?'

Bewerley Park Centre offers residential courses to all areas of the Education Service.

Our programmes challenge the students by:

-  **Developing their awareness of personal and social habits through living together**
-  **Promoting teamwork**
-  **Exposing them to adventure in the outdoors**
-  **Developing their awareness of the countryside environment**
-  **Allowing them to explore their own emotional, intellectual and physical well being**

Back

When?

- Departure Monday 9th February – all children to take their luggage to the hall. We will leave by 9:30am and arrive at Bewerley by 10:30am
- Return Friday 13th February at approximately 2:30pm – you'll be allowed to take your children straight home.

Who?

All week – Mrs Hannam, Mrs MacFadyen, Mrs Curry and Mrs McGuinness.

Miss Potter will be with us from Monday morning until Wednesday morning.

Medical


- Please pass all medication to Mrs Hannam on arrival on Monday 9th
- She will have a bag to collect it in. This will then be passed to the children's activity group leader on arrival.
- Medication must be clearly named with clear instructions for use.



Bewerley Park Centre, Nidderdale



The Centre Buildings



Shared dormitory accommodation



Accommodation

- Rooms will have up to 6 people in them.
- There will be three girls dorms and four boys dorms
- The staff rooms are in the same block as the boys and girls dormitories and are right next door to the children's rooms.
- You are responsible for keeping the room tidy. Your member of staff will give you a mark out of 10 when they come for inspection each morning. There will be a prize for the winning dorm at the end of the week!



Dining Room



The students sit at tables of six, where they are able to socialise and chat about their experiences. They take responsibility for clearing the tables at the end of their meals.



The students eat in the dinner hall. It is a large room that can accommodate whole courses in one sitting.

The students are provided with at least two cooked meals a day. These meals are served by our kitchen staff at a hatch where the students have three choices for their main course, one of which is always vegetarian. At lunchtimes they have a cooked meal on arrival and departure days and a packed lunch on the days between.

[Back to Accomodation](#)

- Please let us know about any dietary requirements on the medical form or speak to us separately as necessary.

Outline of day one

- Arrive at school at 8:40am and go straight to the hall through the KS2 gate with your luggage.
- The bus leaves by 9:30am
- Arrive, sort dorms, make beds, unpack, collect kit
- Lunch - children need to have brought their own packed lunch.
- Split into 4 activity groups for first activity – All groups will do all activities.
- Showers / Dinner
- Evening activity

Day 2 - Day 4

- Breakfast / tidy dorms
- Activity 2
- Lunch
- Activity 3
- Shower / chill time
- Dinner
- Evening activity

Day 5

- Breakfast/ strip beds
- Final activity
- Pack and clear dorms
- Lunch
- Depart for school 1:30pm
- Arrive back at school approx.
2:30pm
- Home and sleep!


Activities

- Canoeing
- High Ropes
- Treasure hunt
- Orienteering
- Brimham Rocks - scrambling and climbing
- Gillfield mine

- Bushcraft
- River walk

Evening activities

- nightline
- night walk
- team challenges
- disco




Canoeing





Orienteering on the centre grounds





Blayshaw Ghyll



Kit List

CLOTHES FOR ACTIVITIES

- 3 pairs thick socks & 3 pairs thinner socks (not trainer socks)
- 3 to 4 long sleeved fleece/hoodie/jumper/warm top
- 3 to 4 trousers (No Jeans), tracksuit bottoms or doubled-up leggings are ideal
- Warm/waterproof gloves or mitts, warm hat, scarf/buff/snood and/or sun hat
- Swimming costume
- Waterproof jacket or coat (you will be provided with a full set of water proofs when you get here too but it is nice to have your own if its good)
- 3 or 4 warm shirts / T-shirts / thermal tops (avoid cotton)
- 2 pairs of trainers - 1 for normal use **+ 1 old pair for wet activities**



OTHER ESSENTIALS

- Several changes of underwear
- Socks (for when not on activities)
- 2 good-sized towels
- Personal medication
- Plasters for blisters
- Toiletries, etc. *
- Sun block - Factor 30 minimum /sun hat
- Sunglasses
- Drinks Bottle (1 litre min)
- Pyjamas or night-clothes
- Casual clothes for evenings



USEFUL ITEMS

- Wellington boots
- Torch + spare batteries
- Small daysack
- Writing materials
- Books/playing cards
- Lypsyl or lip salve (all year)
- 2/3 black bin liners
- Pocket money
- Cuddly Toy
- CDs
- Flip Flops (for the shower)



We provide all the equipment you need for the activities.....

Climbing
Helmet

Wetsuit

Hat and
Gloves

Buoyancy
Aid

Waterproof
Jacket

Waterproof
trousers

Walking
Boots



Click on the buttons to dress Ben in items of our equipment. Click on an item to hide it.

Back

We provide all the equipment you need for the activities.....

Climbing
Helmet

Wetsuit

Hat and
Gloves

Buoyancy
Aid

Waterproof
Jacket

Waterproof
trousers

Walking
Boots



For water activities students can wear a wetsuit which helps keep them warm if they get wet.

Back

We provide all the equipment you need for the activities.....

Climbing
Helmet

Wetsuit

Hat and
Gloves

Buoyancy
Aid

Waterproof
Jacket

Waterproof
trousers

Walking
Boots



We provide a strong durable waterproof jacket to each student. This will keep you warm, keep the rain out and protect your own clothes underneath

Back

We provide all the equipment you need for the activities.....

Climbing
Helmet

Wetsuit

Hat and
Gloves

Buoyancy
Aid

Waterproof
Jacket

Waterproof
trousers

Walking
Boots



We provide a pair of waterproof trousers. These will keep you dry, warm and protect your own trousers.

Back

We provide all the equipment you need for the activities.....

Climbing
Helmet

Wetsuit

Hat and
Gloves

Buoyancy
Aid

Waterproof
Jacket

Waterproof
trousers

Walking
Boots



We provide a pair of tough leather walking boots. You can use these on our local walks, climbing at Brimham or even on Jungle Gym.

Back

We provide all the equipment you need for the activities.....

Climbing
Helmet

Wetsuit

Hat and
Gloves

Buoyancy
Aid

Waterproof
Jacket

Waterproof
trousers

Walking
Boots



When it's cold, if students don't have their own, we can loan a warm fleece balaclava and some fleece lined gloves.

Back

We provide all the equipment you need for the activities.....

Climbing
Helmet

Wetsuit

Hat and
Gloves

Buoyancy
Aid

Waterproof
Jacket

Waterproof
trousers

Walking
Boots



Students are provided with a certified climbing helmet for all activities where there is a need for head protection.

Back

We provide all the equipment you need for the activities.....

Climbing
Helmet

Wetsuit

Hat and
Gloves

Buoyancy
Aid

Waterproof
Jacket

Waterproof
trousers

Walking
Boots



For all water based activities the students are provided with a fitted buoyancy aid which will help keep them afloat and protect them.

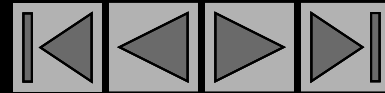
Back

Packing notes

- Please ensure all clothing and personal possessions are named.
- There is not a safe for valuable and mobile phones and electronic devices such as tablets are not permitted on site; please leave them at home and enjoy nature!
- No aerosol deodorants – please bring roll-ons or alternatives.

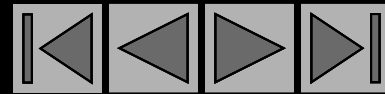
Packing notes

- £10 spending money maximum – preferably in change for the tuck shop. There will be some treats and souvenirs available for children to buy.
- Children are allowed to bring a few additional snacks if they would like to.
- Spare plastic bags to keep dirty laundry separate.
- Children must help with the packing!
- Please be prepared with layers!
- Snood, gloves and hat are essential.
- Spare clothes are helpful.



Once we're there

- We expect the best behaviour - 3 strike system
- It's important that you are kind and considerate towards your roommates
- Talk to an adult if you are unsure about anything



Both the presentation and the kit list can be found in the children's section on our school website, under residential.

<https://outdoored.co.uk/bewerley-park-outdoor-centre/>

Any questions?

